



AMP Investment Trust

State Street Global Shares Index  
Hedged



# Fund Update

for the quarter ended 30 September 2016

This fund update was first made publicly available on 31 October 2016

## What is the purpose of this update?

This document tells you how the State Street Global Shares Index Hedged fund has performed and what fees were charged. The document will help you to compare the fund with other funds. AMP Wealth Management New Zealand Limited prepared this update in accordance with the Financial Markets Conduct Act 2013. This information is not audited and may be updated.

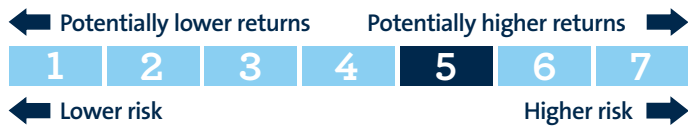
## Description of this fund

This is a single sector fund that aims to achieve long term capital growth primarily through exposure to a passively managed portfolio of equities of companies listed on stock exchanges around the world excluding Australia. This fund is closed to new investors.

Total value of the fund	\$7,189,826
The date the fund started	13 November 2004

## What are the risks of investing?

Risk indicator for the State Street Global Shares Index Hedged fund:



The risk indicator is rated from 1 (low) to 7 (high). The rating reflects how much the value of the fund's assets goes up and down. A higher risk generally means higher potential returns over time, but more ups and downs along the way.

To help you clarify your own attitude to risk, you can seek financial advice or work out your risk profile at <http://today.amp.co.nz/risk-profile-calculator>.

Note that even the lowest category does not mean a risk-free investment, and there are other risks that are not captured by this rating.

This risk indicator is not a guarantee of a fund's future performance. The risk indicator is based on the returns data for the past 5 years. While risk indicators are usually relatively stable, they do shift from time to time. The risk indicator will continue to be updated in future fund updates.

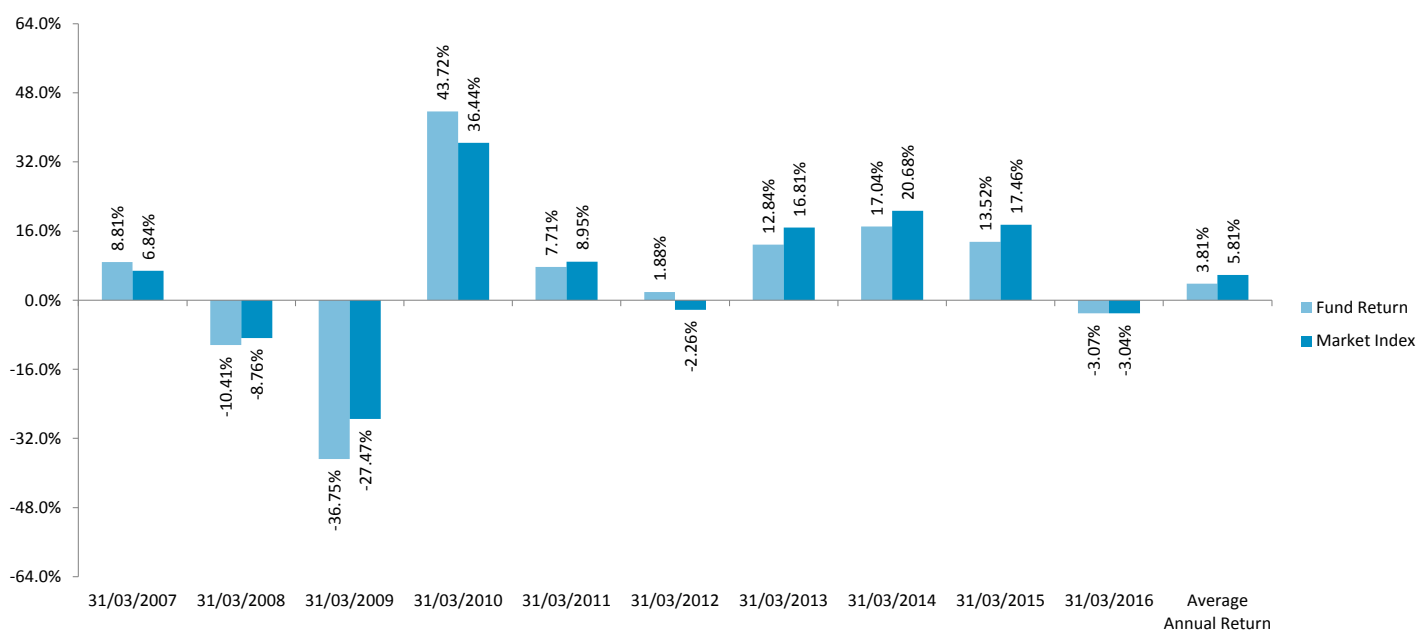
In addition to the general investment risks reflected in the fund's risk indicator, you should be aware this fund is concentrated in a particular asset class and not diversified across multiple asset classes. At any given point, market conditions that cause one asset class to do well may cause another asset class to do badly. This could result in negative or lower than expected returns compared to a fund which is diversified across multiple asset classes.

## How has the fund performed?

	Average over past 5 years	Past year
Annual return (after deductions for charges and tax)	12.73%	8.79%
Annual return (after deductions for charges but before tax)	15.17%	11.64%
Market index annual return (reflects no deduction for charges and tax)	14.92%	12.10%

The market index annual return is based on the MSCI World Index NZ\$ hedged. Additional information about the market index is available on the offer register at [www.companiesoffice.govt.nz/disclose](http://www.companiesoffice.govt.nz/disclose).

## Annual return graph



This shows the return after fund charges and tax for each of the last 10 years ending 31 March. The last bar shows the average annual return for the last 10 years, up to 30 September 2016.

**Important:** This does not tell you how the fund will perform in the future.

Returns in this update are after tax at the highest prescribed investor rate (PIR) of tax for an individual New Zealand resident. Your tax may be lower.

## What fees are investors charged?

Investors in the State Street Global Shares Index Hedged fund are charged fund charges. In the year to 31 March 2016 these were:

	% of net asset value
<b>Total fund charges (estimated)<sup>1</sup></b>	1.18%*
Which are made up of -	
<b>Total management and administration charges (estimated)<sup>1</sup></b>	1.18%
Including -	
Manager's basic fee (estimated) <sup>1</sup>	0.86%
Other management and administration charges <sup>2</sup>	0.32%
<b>Total performance-based fees</b>	0.00%
<b>Other charges</b>	Dollar amount per investor or description of how charge is calculated
Member fee	\$0.00

\* Based on increased regulatory costs, including a one off cost associated with registering the Scheme under the Financial Markets Conduct Act 2013, and increased administration expenses, the Manager estimates that the total fund charges for the next scheme year will be 1.32% of the net asset value.

Investors may also be charged individual action fees for specific actions or decisions (for example, for withdrawing from or switching funds). See the 'fees and other charges' document on the entry relating to the offer of interests in the AMP Investment Trust maintained on the offer register ([www.companiesoffice.govt.nz/disclose](http://www.companiesoffice.govt.nz/disclose)) for more information about those fees.

Small differences in fees and charges can have a big impact on your investment over the long term.

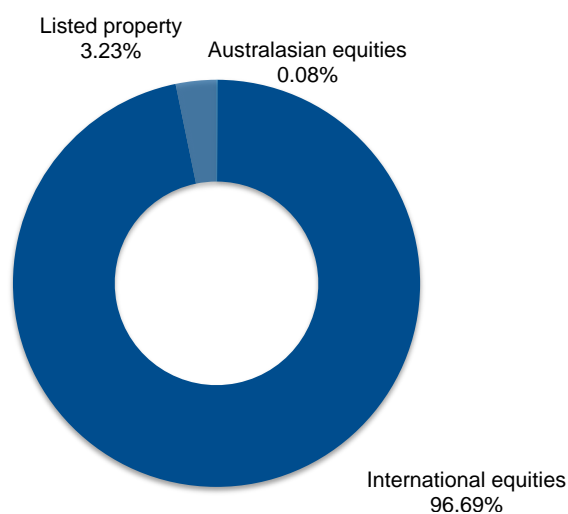
## Example of how this applies to an investor

Craig had \$10,000 in the fund at the start of the year and did not make any further contributions. At the end of the year, Craig received a return after fund charges were deducted of \$879.00 (that is 8.79% of his initial \$10,000). Craig also paid \$0.00 in other charges. This gives Craig a total return after tax of \$879.00 for the year.

## What does the fund invest in?

### Actual investment mix<sup>3</sup>

This shows the types of assets that the fund invests in.



### Target investment mix

This shows the mix of assets that the fund generally intends to invest in.

Asset Type	Allocation
Cash and cash equivalents	0.00%
New Zealand fixed interest	0.00%
International fixed interest	0.00%
Australasian equities	0.00%
International equities	100.00%
Listed property	0.00%
Unlisted property	0.00%
Commodities	0.00%
Other	0.00%

### Top 10 investments<sup>3</sup>

Name	Percentage of fund net assets	Asset Type	Country	Credit rating (if applicable)
1 State Street International Equities Index (Hedged) Trust	100.00%	Interest in international equities	Australia	N/A
2 -	-	-	-	-
3 -	-	-	-	-
4 -	-	-	-	-
5 -	-	-	-	-
6 -	-	-	-	-
7 -	-	-	-	-
8 -	-	-	-	-
9 -	-	-	-	-
10 -	-	-	-	-

The top 10 investments make up 100.00% of the fund.

## Key personnel

This shows the directors and employees who have the most influence on the investment decisions of the fund<sup>4</sup>.

Name	Current position	Time in current position	Other current position	Time in other current position
Elaine Jennifer Campbell	Investment Committee Member	1 year and 2 months	General Counsel, AMP Financial Services	1 year and 5 months
Sean Henaghan	Investment Committee Member	0 years and 8 months	Chief Investment Officer, Multi Asset Group, AMP Capital	2 years and 9 months
Anthony George Regan	Investment Committee Member, Chairperson	9 years and 1 month	Managing Director, AMP Financial Services	9 years and 1 month
Therese Mary Singleton	Investment Committee Member	1 year and 8 months	General Manager, Insurance and Investments, AMP Financial Services	1 year and 9 months
Blair Robert Vernon	Investment Committee Member	5 years and 3 months	Director of Advice & Sales, AMP Financial Services	3 years and 3 months

## Further information

You can also obtain this information, the PDS for the AMP Investment Trust, and some additional information from the offer register at [www.companiesoffice.govt.nz/disclose](http://www.companiesoffice.govt.nz/disclose).

## Notes

- 1 The manager's basic fee includes an administration fee that is calculated by reference to investment balances but is not allocated to specific funds. As the actual amount of the fee charged to the fund cannot be reported, an estimate has been used. The estimate has been determined by calculating the total average net assets of the fund to which the administration fee applies and multiplying this by the administration fee percentage.
- 2 Other management and administration charges include charges by underlying fund managers who are not subject to New Zealand law. In these circumstances, AMP Wealth Management New Zealand Limited (AMP) is not able to verify that these charges have been calculated in accordance with the requirements of New Zealand law. Therefore, an estimate has been made on the basis of the information provided, after AMP has made reasonable endeavours to obtain all relevant information for the purposes of preparing the fund update. Estimates are based on information provided as at the balance date of the relevant underlying fund, which may not align with the balance date of the fund. Where balance dates do not align, AMP seeks confirmation from underlying fund managers that the information provided has not materially changed in the intervening period. Where there are material differences estimates are adjusted accordingly.
- 3 The top ten investments and actual investment mix have been calculated excluding cash and cash equivalents held for operational purposes.
- 4 These individuals are members of the AMP Financial Services Investment Committee. The other members are Grant David Hassell (Managing Director, AMP Capital New Zealand) and Jeffery Darren Ruscoe (Chief Customer Officer, AMP Financial Services). This Committee makes investment decisions in relation to the fund on behalf of the Manager. Members do not participate in any decisions where a conflict of interest arises.

Phone 0800 267 111  
Email [investments@amp.co.nz](mailto:investments@amp.co.nz)  
Web [amp.co.nz](http://amp.co.nz)

Follow Us On



Want to know more?

For more information about the Scheme, please visit [www.amp.co.nz/ampinvestmenttrust](http://www.amp.co.nz/ampinvestmenttrust), contact us on 0800 267 111 or talk to your Adviser today. Your Adviser's disclosure statement is available from your Adviser on request and free of charge.