



AMP Investment Trust



Fixed Interest Income

# Fund Update

for the quarter ended 31 December 2017

This fund update was first made publicly available on 13 February 2018

## What is the purpose of this update?

This document tells you how the Fixed Interest Income fund has performed and what fees were charged. The document will help you to compare the fund with other funds. AMP Wealth Management New Zealand Limited prepared this update in accordance with the Financial Markets Conduct Act 2013. This information is not audited and may be updated.

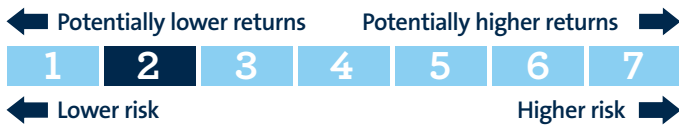
## Description of this fund

The fund is a well-diversified portfolio of high quality NZ and international fixed income securities. Its focus is on securities with a shorter average duration than traditional fixed income funds, with an emphasis on minimising downside risk. The fund aims to primarily preserve the value of your investment with some capital growth by predominately investing in New Zealand and international fixed interest assets.

Total value of the fund	\$78,604,012
The date the fund started	8 March 2011

## What are the risks of investing?

Risk indicator for the Fixed Interest Income fund:



The risk indicator is rated from 1 (low) to 7 (high). The rating reflects how much the value of the fund's assets goes up and down. A higher risk generally means higher potential returns over time, but more ups and downs along the way. To help you clarify your own attitude to risk, you can seek financial advice or work out your risk profile at [today.amp.co.nz/risk-profile-calculator](http://today.amp.co.nz/risk-profile-calculator). Note that even the lowest category does not mean a risk-free investment, and there are other risks that are not captured by this rating. This risk indicator is not a guarantee of a fund's future performance. The risk indicator is based on the returns data for the past 5 years. While risk indicators are usually relatively stable, they do shift from time to time. The risk indicator will continue to be updated in future fund updates.

### Specific risk

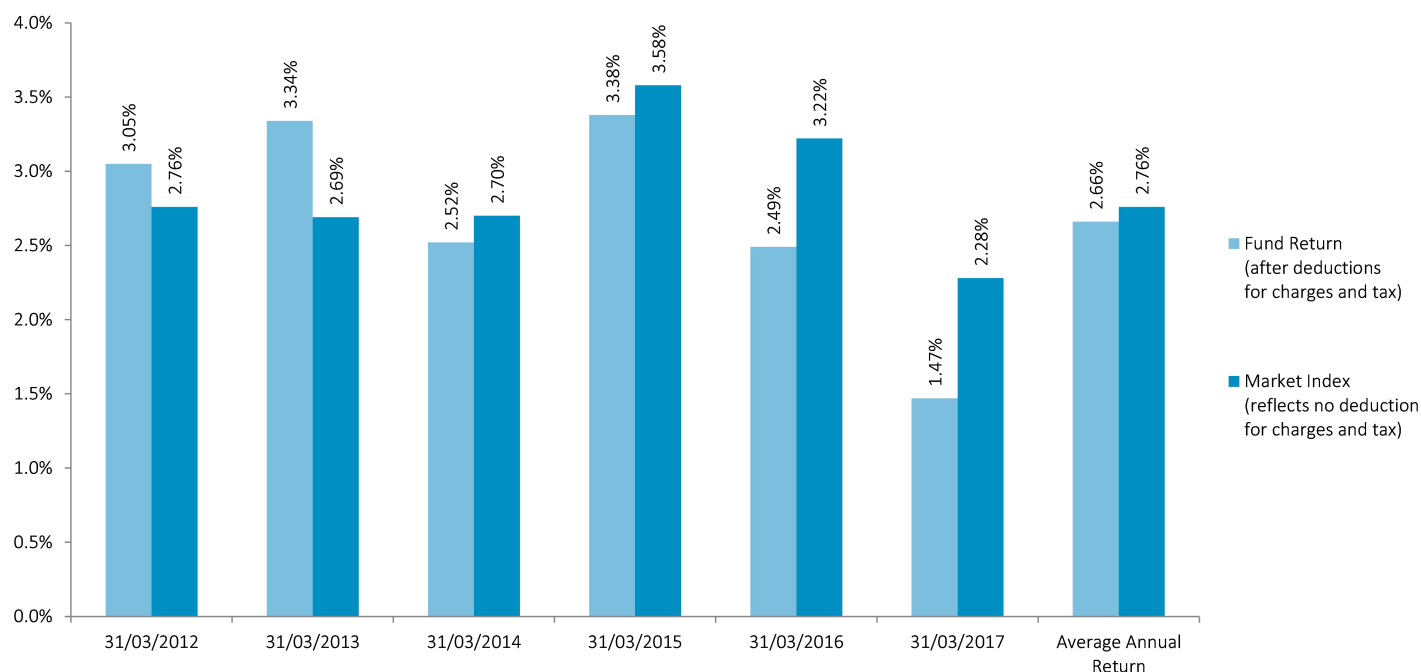
In addition to the general investment risks, you should be aware this fund is concentrated in a particular asset class and not diversified across multiple asset classes. At any given point, market conditions that cause one asset class to perform well may cause another asset class to perform poorly. This could result in negative or lower than expected returns compared to a fund which is diversified across multiple asset classes.

## How has the fund performed?

	Average over past 5 years	Past year
Annual return (after deductions for charges and tax)	2.33%	1.88%
Annual return (after deductions for charges but before tax)	3.27%	2.62%
Market index annual return (reflects no deduction for charges and tax)	2.78%	1.98%

The market index annual return is based on the Bloomberg NZBond Bank Bill Index. Additional information about the market index is available on the offer register at [companiesoffice.govt.nz/disclose](http://companiesoffice.govt.nz/disclose). Index disclaimers can be found on the AMP website at [amp.co.nz/indexdisclaimers](http://amp.co.nz/indexdisclaimers).

## Annual return graph



This shows the return after fund charges and tax for each year ending 31 March since the fund started. The last bar shows the average annual return since the fund started, up to 31 December 2017.

**Important:** This does not tell you how the fund will perform in the future.

Returns in this update are after tax at the highest prescribed investor rate (PIR) of tax for an individual New Zealand resident. Your tax may be lower.

## What fees are investors charged?

Investors in the Fixed Interest Income fund are charged fund charges. In the year to 31 March 2017 these were:

	% of net asset value
<b>Total fund charges</b>	1.13%
Which are made up of -	
<b>Total management and administration charges</b>	1.13%
Including -	
Manager's basic fee	0.76%
Other management and administration charges	0.37%
<b>Total performance-based fees</b>	0.00%
<b>Other charges</b>	<b>Dollar amount per investor or description of how charge is calculated</b>

NIL

Investors may also be charged individual action fees for specific actions or decisions (for example, for withdrawing from or switching funds). See the 'fees and other charges' document on the entry relating to the offer of interests in the AMP Investment Trust maintained on the offer register ([companiesoffice.govt.nz/disclose](http://companiesoffice.govt.nz/disclose)) for more information about those fees.

Small differences in fees and charges can have a big impact on your investment over the long term.

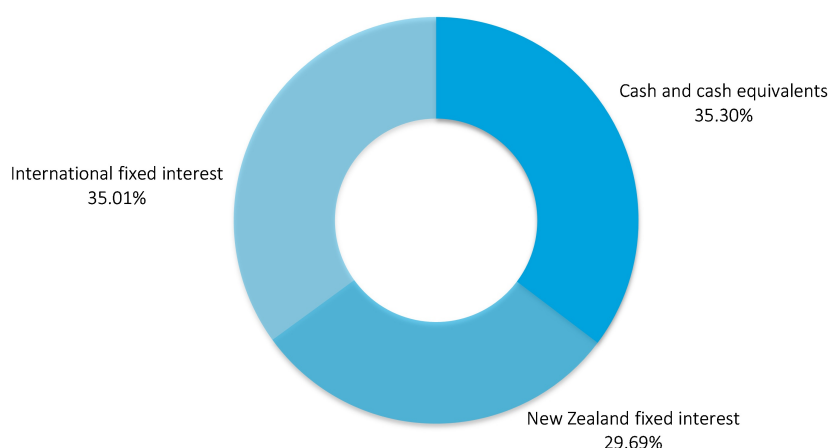
## Example of how this applies to an investor

Craig had \$10,000 in the fund at the start of the year and did not make any further contributions. At the end of the year, Craig received a return after fund charges were deducted of \$188.00 (that is 1.88% of his initial \$10,000). Craig also paid \$0.00 in other charges. This gives Craig a total return after tax of \$188.00 for the year.

## What does the fund invest in?

### Actual investment mix<sup>1</sup>

This shows the types of assets that the fund invests in.



### Target investment mix

This shows the mix of assets that the fund generally intends to invest in.

Asset Type	Allocation
Cash and cash equivalents	20.00%
New Zealand fixed interest	40.00%
International fixed interest	40.00%
Australasian equities	0.00%
International equities	0.00%
Listed property	0.00%
Unlisted property	0.00%
Commodities	0.00%
Other	0.00%

### Top 10 investments<sup>1</sup>

Name	Percentage of fund net assets	Asset Type	Country	Credit rating (if applicable)
1 Deposit with United States Treasury maturing 02 Jan 18	8.89%	Cash and cash equivalents	United States	AAA
2 Call Account (Westpac Banking Corporation Advance Acct)	7.43%	Cash and cash equivalents	New Zealand	A-1+
3 Call Account (ANZ 32 Day Constant Maturity Date)	2.91%	Cash and cash equivalents	New Zealand	A-1+
4 United States Treasury Note bond maturing 28 Feb 21	1.62%	International fixed interest	United States	AA+
5 Dunedin City Treasury Ltd bond maturing 15 Nov 19	1.49%	New Zealand fixed interest	New Zealand	AA
6 Call Account (Rabobank Advance Account NZD)	1.48%	Cash and cash equivalents	New Zealand	A-1
7 Westpac New Zealand Ltd bond maturing 20 Sep 18	1.40%	New Zealand fixed interest	New Zealand	A+
8 Kommunalbanken AS bond maturing 26 May 21	1.28%	New Zealand fixed interest	New Zealand	AAA
9 Toyota Finance New Zealand Ltd bond maturing 30 Jul 18	1.15%	New Zealand fixed interest	New Zealand	AA-
10 Barclays Bank PLC/NY bond maturing 16 Mar 18	1.12%	International fixed interest	United Kingdom	BBB+

The top 10 investments make up 28.77% of the fund.

## Currency hedging

The Fund will (or will invest in underlying funds that will) hedge foreign currency exposure back to New Zealand dollars.

## Key personnel

This shows the directors and employees who have the most influence on the investment decisions of the fund.

Name	Current position	Time in current position	Other current position	Time in other current position
Elaine Jennifer Campbell	Investment Committee Member	2 years and 5 months	General Counsel, AMP Financial Services	2 years and 8 months
Simon John Hoole	Investment Committee Member	0 years and 11 months	Chief Financial Officer, AMP Financial Services	4 years and 0 months
Therese Mary Singleton	Investment Committee Member	2 years and 11 months	General Manager, Advice & Sales, AMP Financial Services	1 year and 0 months
Blair Robert Vernon	Investment Committee Member	6 years and 6 months	Managing Director, AMP Financial Services	1 year and 0 months

## Further information

You can also obtain this information, the PDS for the AMP Investment Trust, and some additional information from the offer register at [companiesoffice.govt.nz/disclose](http://companiesoffice.govt.nz/disclose).

## Notes

1 The actual investment mix and top ten investments have been calculated excluding cash and cash equivalents held for operational purposes.

Phone 0800 800 267  
Email [investments@amp.co.nz](mailto:investments@amp.co.nz)  
Web [amp.co.nz](http://amp.co.nz)

Follow Us On



Want to know more?

For more information about the Scheme, please visit [amp.co.nz/ampinvestmenttrust](http://amp.co.nz/ampinvestmenttrust), contact us on 0800 800 267 or talk to your Adviser today. A disclosure statement is available from your Adviser on request and free of charge.