



AMP Investment Trust



NZ Bond

Fund Update

for the quarter ended 30 June 2017

This fund update was first made publicly available on 28 July 2017

What is the purpose of this update?

This document tells you how the NZ Bond fund has performed and what fees were charged. The document will help you to compare the fund with other funds. AMP Wealth Management New Zealand Limited prepared this update in accordance with the Financial Markets Conduct Act 2013. This information is not audited and may be updated.

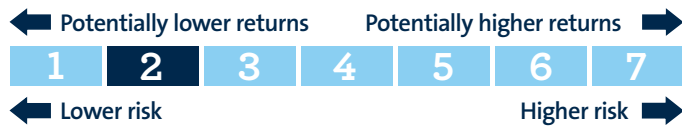
Description of this fund

The fund is a diversified portfolio that aims to preserve the value of your investment with some capital growth by investing predominantly in New Zealand fixed interest assets.

Total value of the fund	\$26,356,223
The date the fund started	1 December 2010

What are the risks of investing?

Risk indicator for the NZ Bond fund:



The risk indicator is rated from 1 (low) to 7 (high). The rating reflects how much the value of the fund's assets goes up and down. A higher risk generally means higher potential returns over time, but more ups and downs along the way.

To help you clarify your own attitude to risk, you can seek financial advice or work out your risk profile at today.amp.co.nz/risk-profile-calculator.

Note that even the lowest category does not mean a risk-free investment, and there are other risks that are not captured by this rating.

This risk indicator is not a guarantee of a fund's future performance. The risk indicator is based on the returns data for the past 5 years. While risk indicators are usually relatively stable, they do shift from time to time. The risk indicator will continue to be updated in future fund updates.

Specific risk

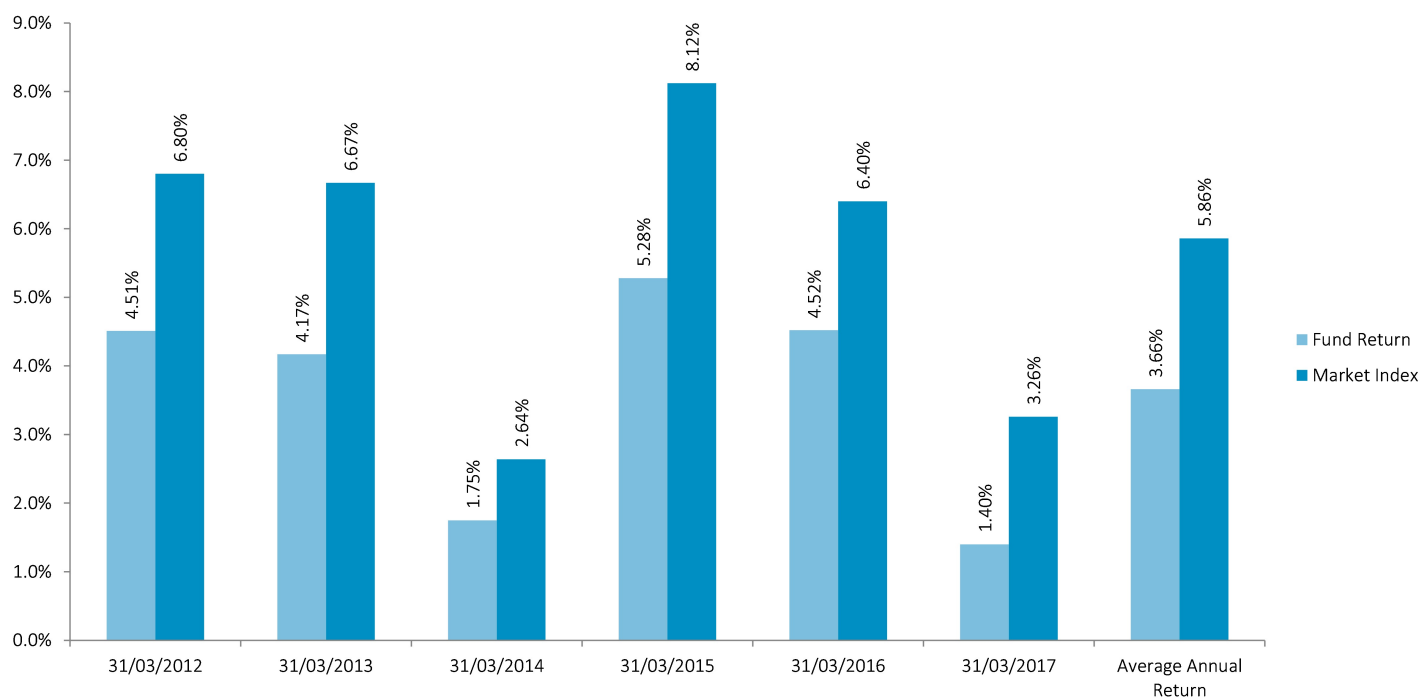
In addition to the general investment risks, you should be aware this fund is concentrated in a particular asset class and not diversified across multiple asset classes. At any given point, market conditions that cause one asset class to perform well may cause another asset class to perform poorly. This could result in negative or lower than expected returns compared to a fund which is diversified across multiple asset classes.

How has the fund performed?

	Average over past 5 years	Past year
Annual return (after deductions for charges and tax)	3.22%	1.46%
Annual return (after deductions for charges but before tax)	4.51%	2.03%
Market index annual return (reflects no deduction for charges and tax)	5.18%	3.08%

The market index annual return is based on the Bloomberg NZBond Credit 0+ Yr Index. Additional information about the market index is available on the offer register at companiesoffice.govt.nz/disclose. Index disclaimers can be found on the AMP website at amp.co.nz/indexdisclaimers.

Annual return graph



This shows the return after fund charges and tax for each year ending 31 March since the fund started. The last bar shows the average annual return since the fund started, up to 30 June 2017.

Important: This does not tell you how the fund will perform in the future.

Returns in this update are after tax at the highest prescribed investor rate (PIR) of tax for an individual New Zealand resident. Your tax may be lower.

What fees are investors charged?

Investors in the NZ Bond fund are charged fund charges. In the year to 31 March 2017 these were:

	% of net asset value
Total fund charges	0.89%*
Which are made up of -	
Total management and administration charges	0.89%
Including -	
Manager's basic fee	0.41%
Other management and administration charges	0.48%
Total performance-based fees	0.00%
Other charges	Dollar amount per investor or description of how charge is calculated
NIL	

* Based on a decrease in regulatory and administration costs and expenses, the Manager estimates that the total fund charges for the next scheme year will be 0.83% of the net asset value.

Investors may also be charged individual action fees for specific actions or decisions (for example, for withdrawing from or switching funds). See the 'fees and other charges' document on the entry relating to the offer of interests in the AMP Investment Trust maintained on the offer register (companiesoffice.govt.nz/disclose) for more information about those fees.

Small differences in fees and charges can have a big impact on your investment over the long term.

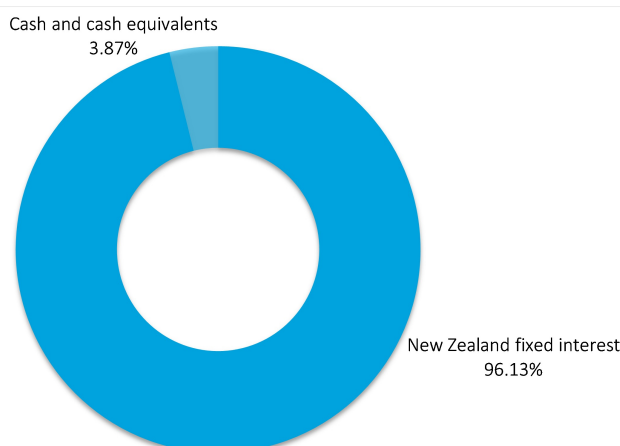
Example of how this applies to an investor

Craig had \$10,000 in the fund at the start of the year and did not make any further contributions. At the end of the year, Craig received a return after fund charges were deducted of \$146.00 (that is 1.46% of his initial \$10,000). Craig also paid \$0.00 in other charges. This gives Craig a total return after tax of \$146.00 for the year.

What does the fund invest in?

Actual investment mix¹

This shows the types of assets that the fund invests in.



Target investment mix

This shows the mix of assets that the fund generally intends to invest in.

Asset Type	Allocation
Cash and cash equivalents	0.00%
New Zealand fixed interest	100.00%
International fixed interest	0.00%
Australasian equities	0.00%
International equities	0.00%
Listed property	0.00%
Unlisted property	0.00%
Commodities	0.00%
Other	0.00%

Top 10 investments¹

Name	Percentage of fund net assets	Asset Type	Country	Credit rating (if applicable)
1 Transpower New Zealand Ltd bond maturing 06 Sep 19	9.87%	New Zealand fixed interest	New Zealand	AA-
2 ASB Bank Ltd bond maturing 18 Jul 18	7.87%	New Zealand fixed interest	New Zealand	AA-
3 Transpower New Zealand Ltd bond maturing 10 Jun 20	6.26%	New Zealand fixed interest	New Zealand	AA-
4 ANZ Bank New Zealand Ltd bond maturing 18 Sep 17	4.79%	New Zealand fixed interest	New Zealand	AA-
5 Fonterra Co-operative Group Ltd bond maturing 25 Feb 20	4.04%	New Zealand fixed interest	New Zealand	A-
6 Port of Tauranga Ltd bond maturing 29 Oct 19	4.00%	New Zealand fixed interest	New Zealand	BBB+
7 Toyota Finance New Zealand Ltd bond maturing 23 Apr 19	3.94%	New Zealand fixed interest	New Zealand	AA-
8 Auckland Council bond maturing 24 Sep 20	3.92%	New Zealand fixed interest	New Zealand	AA
9 ANZ Bank New Zealand Ltd bond maturing 26 Aug 20	3.80%	New Zealand fixed interest	New Zealand	AA-
10 ASB Bank Ltd bond maturing 08 Mar 19	3.78%	New Zealand fixed interest	New Zealand	AA-

The top 10 investments make up 52.27% of the fund.

Key personnel

Name	Current position	Time in current position	Other current position	Time in other current position
Elaine Jennifer Campbell	Investment Committee Member	1 year and 11 months	General Counsel, AMP Financial Services	2 years and 2 months
Simon John Hoole	Investment Committee Member	0 years and 5 months	Chief Financial Officer, AMP Financial Services	3 years and 6 months
Therese Mary Singleton	Investment Committee Member	2 years and 5 months	General Manager, Advice & Sales, AMP Financial Services	0 years and 6 months
Blair Robert Vernon	Investment Committee Member	6 years and 0 months	Managing Director, AMP Financial Services	0 years and 6 months

Further information

You can also obtain this information, the PDS for the AMP Investment Trust, and some additional information from the offer register at companiesoffice.govt.nz/disclose. The information in this fund update forms part of the PDS for the AMP KiwiSaver Scheme.

Notes

1 The top ten investments and actual investment mix have been calculated excluding cash and cash equivalents held for operational purposes.

Phone 0800 800 267
Email investments@amp.co.nz
Web amp.co.nz

Follow Us On



Want to know more?

For more information about the Scheme, please visit amp.co.nz/ampinvestmenttrust, contact us on 0800 800 267 or talk to your Adviser today. Your Adviser's disclosure statement is available from your Adviser on request and free of charge.