



AMP Unit Trust

Legg Mason Balanced



Fund Update

for the quarter ended 31 March 2018

This fund update was first made publicly available on 1 May 2018

What is the purpose of this update?

This document tells you how the Legg Mason Balanced fund has performed and what fees were charged. The document will help you to compare the fund with other funds. AMP Wealth Management New Zealand Limited prepared this update in accordance with the Financial Markets Conduct Act 2013. This information is not audited and may be updated.

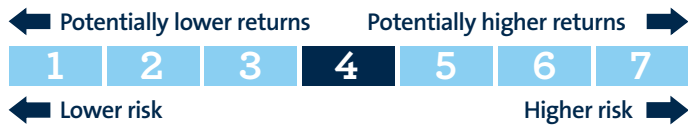
Description of this fund

This is an actively managed diversified portfolio of Australian and global equities, property securities, Australian and global fixed income, cash and alternative investments. The fund aims to achieve medium to high returns, in exchange there will be some movements up and down in the value of your investments.

Total value of the fund	\$1,455,074
The date the fund started	27 February 1997

What are the risks of investing?

Risk indicator for the Legg Mason Balanced fund:



The risk indicator is rated from 1 (low) to 7 (high). The rating reflects how much the value of the fund's assets goes up and down. A higher risk generally means higher potential returns over time, but more ups and downs along the way.

To help you clarify your own attitude to risk, you can seek financial advice or work out your risk profile at today.amp.co.nz/risk-profile-calculator.

Note that even the lowest category does not mean a risk-free investment, and there are other risks that are not captured by this rating.

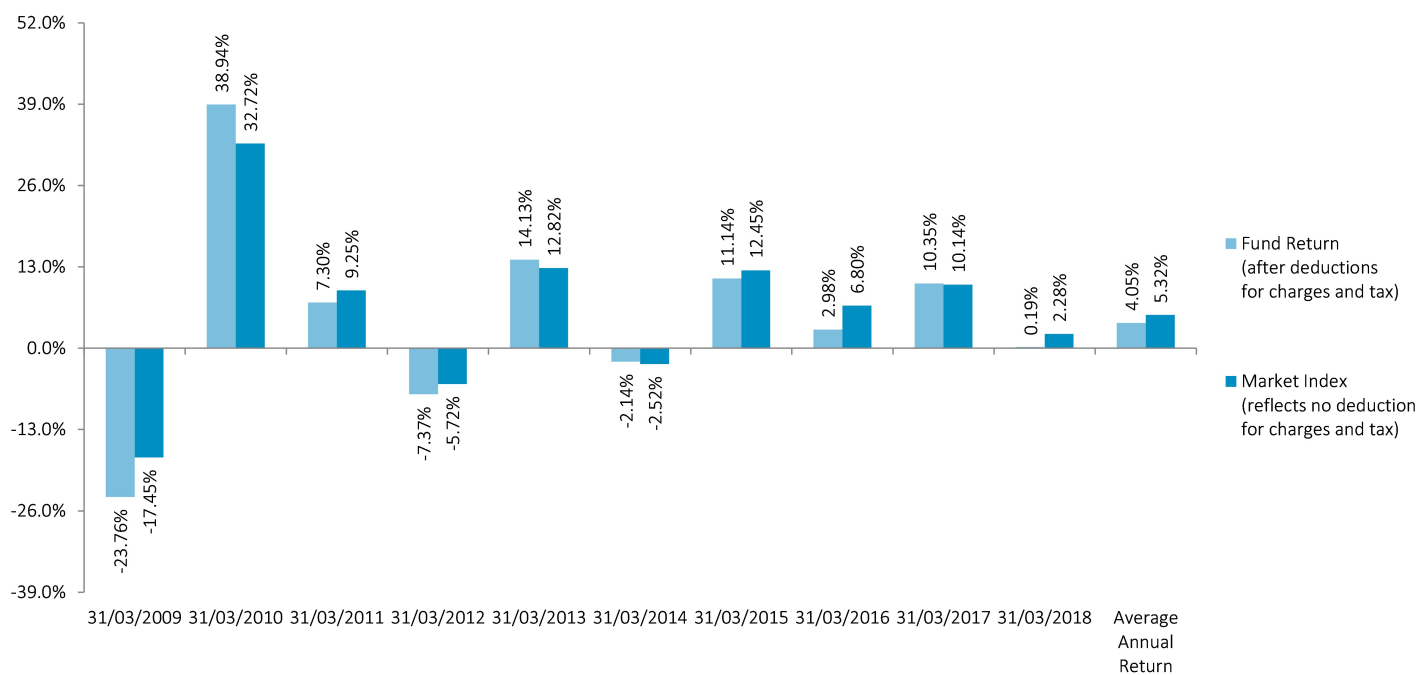
This risk indicator is not a guarantee of a fund's future performance. The risk indicator is based on the returns data for the past 5 years. While risk indicators are usually relatively stable, they do shift from time to time. The risk indicator will continue to be updated in future fund updates.

How has the fund performed?

	Average over past 5 years ¹	Past year ¹
Annual return (after deductions for charges and tax)	4.37%	0.19%
Annual return (after deductions for charges but before tax)	4.37%	0.19%
Market index annual return (reflects no deduction for charges and tax)	5.69%	2.28%

The market index annual return is based on a composite index, calculated using the target investment mix weightings of the underlying market indices that the fund invests into. Additional information about the market index is available on the offer register at disclose-register.companiesoffice.govt.nz. Index disclaimers can be found on the AMP website at amp.co.nz/indexdisclaimers.

Annual return graph



This shows the return after fund charges and tax for each of the last 10 years ending 31 March. The last bar shows the average annual return for the last 10 years, up to 31 March 2018.

Important: This does not tell you how the fund will perform in the future.

What fees are investors charged?

Investors in the Legg Mason Balanced fund are charged fund charges. In the year to 31 December 2017 these were:

	% of net asset value
Total fund charges	3.01%
Which are made up of -	
Total management and administration charges	3.01%
Including -	
Manager's basic fee ²	2.34%
Other management and administration charges ³	0.67%
Total performance-based fees	0.00%
Other charges	Dollar amount per investor or description of how charge is calculated

NIL

Small differences in fees and charges can have a big impact on your investment over the long term.

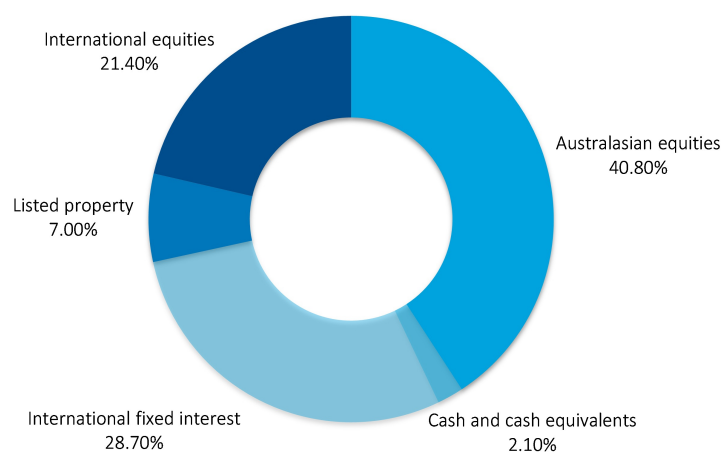
Example of how this applies to an investor

Craig had \$10,000 in the fund at the start of the year and did not make any further contributions. At the end of the year, Craig received a return after fund charges were deducted of \$19.00 (that is 0.19% of his initial \$10,000). Craig also paid \$0.00 in other charges. This gives Craig a total return after tax of \$19.00 for the year.

What does the fund invest in?

Actual investment mix⁴

This shows the types of assets that the fund invests in.



Target investment mix

This shows the mix of assets that the fund generally intends to invest in.

Asset Type	Allocation
Cash and cash equivalents	5.00%
New Zealand fixed interest	0.00%
International fixed interest	24.00%
Australasian equities	35.00%
International equities	23.00%
Listed property	13.00%
Unlisted property	0.00%
Commodities	0.00%
Other	0.00%

Top 10 investments⁴

Name	Percentage of fund net assets	Asset Type	Country	Credit rating (if applicable)
1 Legg Mason Martin Currie Diversified Growth Trust	100.00%	Interest in a diversified fund	Australia	N/A
2 -	-	-	-	-
3 -	-	-	-	-
4 -	-	-	-	-
5 -	-	-	-	-
6 -	-	-	-	-
7 -	-	-	-	-
8 -	-	-	-	-
9 -	-	-	-	-
10 -	-	-	-	-

The top 10 investments make up 100.00% of the fund.

Currency hedging

The Fund invests in to an underlying Australian domiciled fund. The Australian dollar exposure of the underlying fund will not be hedged back to New Zealand dollars.

Key personnel

This shows the directors and employees who have the most influence on the investment decisions of the fund.

Name	Current position	Time in current position	Other current position	Time in other current position
Elaine Jennifer Campbell	Investment Committee Member	2 years and 8 months	General Counsel, AMP Financial Services	2 years and 11 months
Simon John Hoole	Investment Committee Member	1 year and 2 months	Chief Financial Officer, AMP Financial Services	4 years and 3 months
Therese Mary Singleton	Investment Committee Member	3 years and 2 months	General Manager, Advice & Sales, AMP Financial Services	1 year and 3 months
Blair Robert Vernon	Investment Committee Member	6 years and 9 months	Managing Director, AMP Financial Services	1 year and 3 months

Further information

You can also obtain this information and some additional information from the offer register at disclose-register.companiesoffice.govt.nz.

Notes

- 1 The returns include any rebates of management fees which have been paid to qualifying investors.
- 2 Qualifying investors may receive a fee rebate on the management fee. These rebates have not been included in the calculation of the total fund charges. To find out if a rebate applies to you, please refer to your regular member statements or contact AMP at the details below.
- 3 Other management and administration charges include charges by underlying fund managers who are not subject to New Zealand law. In these circumstances, AMP Wealth Management New Zealand Limited (AMP) is not able to verify that these charges have been calculated in accordance with the requirements of New Zealand law. Therefore, the charges include actual underlying fund costs where available and a component based on estimated costs and expenses provided by an underlying fund manager to their balance date which may not align with the funds, after AMP has made reasonable endeavours to obtain all relevant information for the purposes of preparing the fund update.
- 4 The actual investment mix and top ten investments have been calculated excluding cash and cash equivalents held for operational purposes.

Phone 0800 267 111
Email investments@amp.co.nz
Web amp.co.nz

Follow Us On



Want to know more?

For more information about the Scheme, please visit amp.co.nz, contact us on 0800 267 111 or talk to your Adviser today. A disclosure statement is available from your Adviser on request and free of charge.