



AMP Unit Trust

Conservative



Fund Update

for the quarter ended 30 September 2018

This fund update was first made publicly available on 29 October 2018

What is the purpose of this update?

This document tells you how the Conservative fund has performed and what fees were charged. The document will help you to compare the fund with other funds. AMP Wealth Management New Zealand Limited prepared this update in accordance with the Financial Markets Conduct Act 2013. This information is not audited and may be updated.

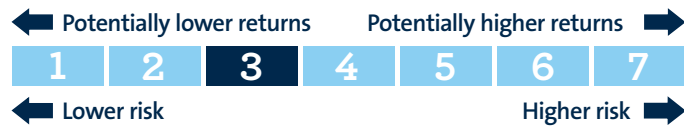
Description of this fund

The fund has a well-diversified portfolio that primarily invests in lower-risk income assets with a conservative allocation to growth assets. The fund aims to achieve modest to medium returns, in exchange there may be small movements up and down in the value of your investments.

Total value of the fund	\$787,800
The date the fund started	30 August 1996

What are the risks of investing?

Risk indicator for the Conservative fund:



The risk indicator is rated from 1 (low) to 7 (high). The rating reflects how much the value of the fund's assets goes up and down. A higher risk generally means higher potential returns over time, but more ups and downs along the way.

To help you clarify your own attitude to risk, you can seek financial advice or work out your risk profile at today.amp.co.nz/risk-profile-calculator.

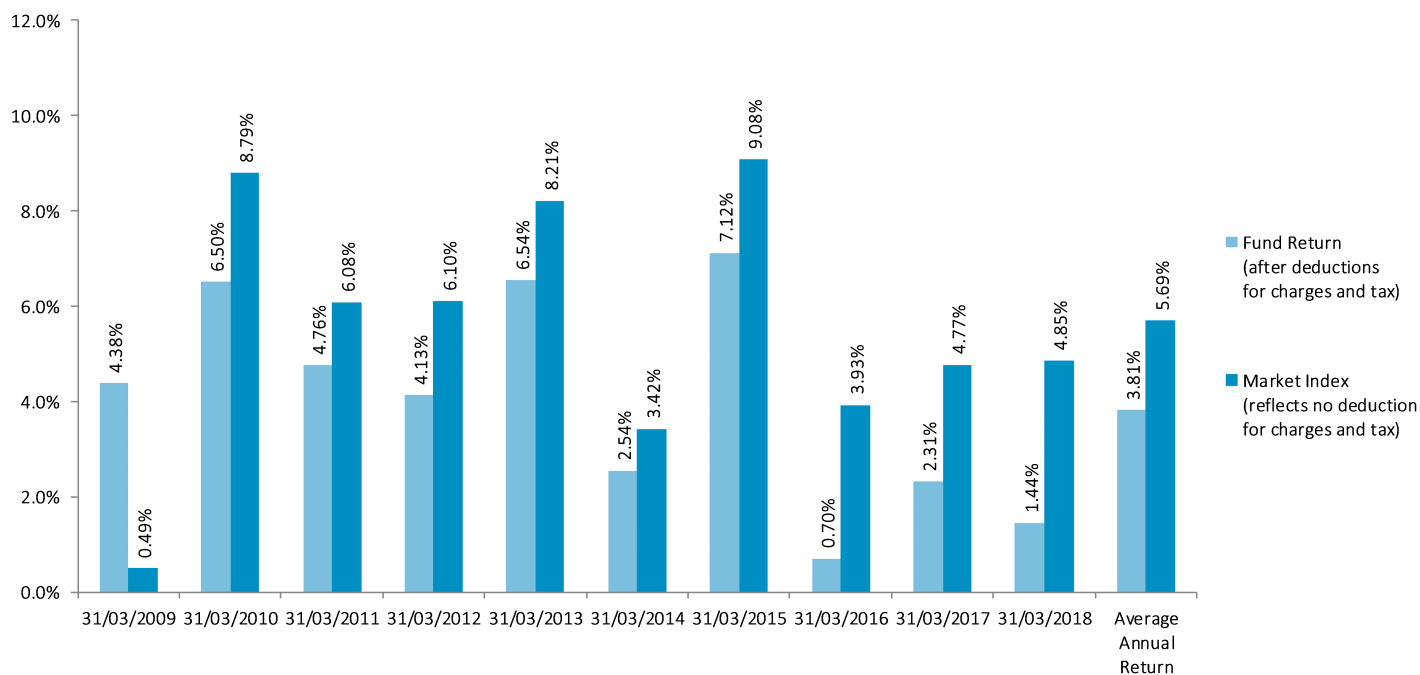
Note that even the lowest category does not mean a risk-free investment, and there are other risks that are not captured by this rating.

This risk indicator is not a guarantee of a fund's future performance. The risk indicator is based on the returns data for the past 5 years. While risk indicators are usually relatively stable, they do shift from time to time. The risk indicator will continue to be updated in future fund updates.

How has the fund performed?

	Average over past 5 years ^{1,2,3}	Past year ^{1,2,3}
Annual return (after deductions for charges and tax)	3.15%	2.35%
Annual return (after deductions for charges but before tax)	3.15%	2.35%
Composite of market index annual return (reflects no deduction for charges and tax) and peer group index annual return (after deductions for charges but before tax)	5.90%	5.43%

Annual return graph^{1,2}



This shows the return after fund charges and tax for each of the last 10 years ending 31 March. The last bar shows the average annual return for the last 10 years, up to 30 September 2018.

Important: This does not tell you how the fund will perform in the future.

What fees are investors charged?

Investors in the Conservative fund are charged fund charges. In the year to 31 December 2017 these were:

	% of net asset value
Total fund charges ⁴	3.12%
Which are made up of -	
Total management and administration charges	3.12%
Including -	
Manager's basic fee ⁵	2.53%
Other management and administration charges ⁶	0.59%
Total performance-based fees	0.00%
Other charges	Dollar amount per investor or description of how charge is calculated
NIL	

Small differences in fees and charges can have a big impact on your investment over the long term.

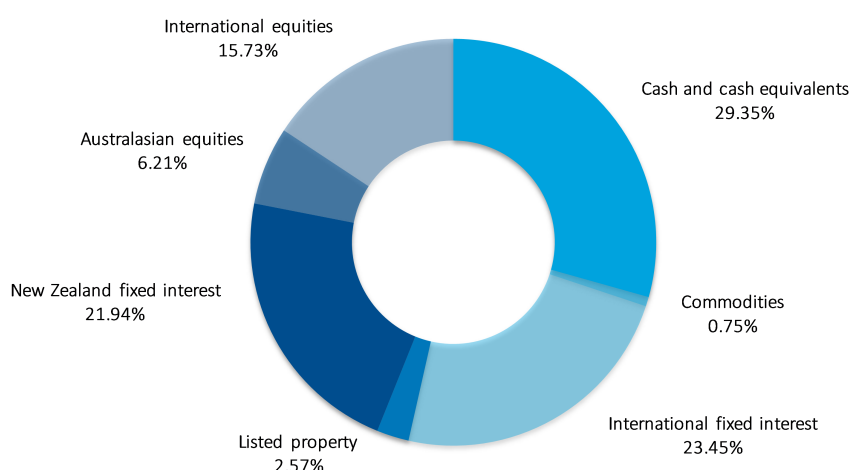
Example of how this applies to an investor

Craig had \$10,000 in the fund at the start of the year and did not make any further contributions. At the end of the year, Craig received a return after fund charges were deducted of \$235.00 (that is 2.35% of his initial \$10,000). Craig also paid \$0.00 in other charges. This gives Craig a total return after tax of \$235.00 for the year.

What does the fund invest in?

Actual investment mix⁷

This shows the types of assets that the fund invests in.



Target investment mix

This shows the mix of assets that the fund generally intends to invest in.

Asset Type	Allocation
Cash and cash equivalents	23.00%
New Zealand fixed interest	25.00%
International fixed interest	28.00%
Australasian equities	6.00%
International equities	14.25%
Listed property	2.50%
Unlisted property	0.00%
Commodities	0.625%
Other*	0.625%

*Other consists of alternative strategies (0.625%)

Top 10 investments⁷

Name	Percentage of fund net assets	Asset Type	Country	Credit rating (if applicable)
1 Call Account (Westpac Banking Corporation Advance Acct)	9.55%	Cash and cash equivalents	New Zealand	AA
2 Call Account (ANZ 32 Day Constant Maturity Date)	4.11%	Cash and cash equivalents	New Zealand	AA
3 New Zealand Government bond maturing 15 Apr 27	2.35%	New Zealand fixed interest	New Zealand	AA+
4 Call Account (Rabobank Advance Account NZD)	2.12%	Cash and cash equivalents	New Zealand	A
5 New Zealand Government bond maturing 14 Apr 33	1.49%	New Zealand fixed interest	New Zealand	AA+
6 New Zealand Government bond maturing 15 May 21	1.48%	New Zealand fixed interest	New Zealand	AA+
7 ASB Bank Ltd note maturing 12 Nov 18	1.47%	New Zealand fixed interest	New Zealand	AA-
8 Orbis Global Equity LE Fund	1.24%	International equities	Australia	N/A
9 ASB Bank Ltd note maturing 21 Nov 18	0.75%	New Zealand fixed interest	New Zealand	AA-
10 New Zealand Government bond maturing 15 Apr 23	0.74%	New Zealand fixed interest	New Zealand	AA+

The top 10 investments make up 25.30% of the fund.

Currency hedging

The Fund will (or will invest in underlying funds that will) hedge foreign currency exposure for all asset classes, with the exception of International equities – Emerging markets, where currency exposure will be unhedged, and Australasian equities and International equities – Developed markets, where currency exposure is actively managed.

Key personnel

This shows the directors and employees who have the most influence on the investment decisions of the fund.

Name	Current position	Time in current position	Other current position	Time in other current position
Simon John Hoole	Investment Committee Member	1 year and 8 months	Chief Financial Officer, AMP Financial Services	4 years and 9 months
Therese Mary Singleton	Investment Committee Member	3 years and 8 months	General Manager, Advice & Sales, AMP Financial Services	1 year and 9 months
Blair Robert Vernon	Investment Committee Member	7 years and 3 months	Managing Director, AMP Financial Services	1 year and 9 months

Further information

You can also obtain this information and some additional information from the offer register at disclose-register.companiesoffice.govt.nz.

Notes

- 1 We have used a composite index to prepare the table and bar graph, as there was no market index available for some of the relevant assets. The composite index is calculated using the target investment mix weightings of the underlying market and peer group indices for the asset classes that the fund invests into. A composite index may be a less reliable indicator of performance than an appropriate market index. The return for the peer group index reflected in the table and the bar graph is net of fund charges and trading expenses, and gross of tax. Additional information about the market and peer group indices is available in the Statement of Investment Policy and Objectives for your product which is available on the offer register at disclose-register.companiesoffice.govt.nz. Index disclaimers can be found on the AMP website at amp.co.nz/indexdisclaimers.
- 2 Some components of the composite index for this fund have changed in the past quarter to more closely align with our underlying investments. For details of the indices used to calculate the composite index, please see the Statement of Investment Policy and Objectives for your product which is available on the offer register at disclose-register.companiesoffice.govt.nz.
- 3 Up until 1 January 2018 the return calculations included rebates of management fees which have been paid to qualifying members. From 1 January 2018 the return calculations exclude any rebates paid to qualifying members. The returns shown incorporate the combined returns from both of these calculation methods.
- 4 The Total Fund Charges are inclusive of any applicable GST.
- 5 Qualifying investors may receive a fee rebate on the management fee. These rebates have not been included in the calculation of the total fund charges. To find out if a rebate applies to you, please refer to your regular member statements or contact AMP at the details below.
- 6 The other management and administration charges include estimates of underlying fund charges provided by underlying fund managers. The balance dates of the underlying fund(s) do not align with the balance date of the fund. To estimate the charges, AMP includes the underlying fund charges as at the relevant underlying fund(s) balance date, adjusted (where required) to reflect any material changes advised to AMP by the relevant underlying manager as having occurred during the intervening period.
- 7 The actual investment mix and top ten investments have been calculated excluding cash and cash equivalents held for operational purposes.

Phone 0800 267 111
Email investments@amp.co.nz
Web amp.co.nz

Follow Us On



Want to know more?

For more information about the Scheme, please visit amp.co.nz, contact us on 0800 267 111 or talk to your Adviser today. Your Adviser's disclosure statement is available from your Adviser on request and free of charge.