



AMP KiwiSaver Scheme

AMP International Shares Fund



# Fund Update

for the quarter ended 31 March 2018

This fund update was first made publicly available on 1 May 2018

## What is the purpose of this update?

This document gives you information about the AMP International Shares Fund, including its target investment mix and what fees are charged. The document will help you to compare the fund with other funds. AMP Wealth Management New Zealand Limited prepared this update in accordance with the Financial Markets Conduct Act 2013. This information is not audited and may be updated.

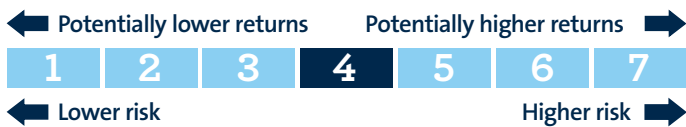
## Description of this fund

This is a single sector fund which may have exposure to equity securities (e.g. equities) of companies listed on global stock exchanges including emerging markets. The fund aims to achieve long term capital growth through exposure to equities of companies listed on stock exchanges around the world.

Total value of the fund	\$3,369,495
Number of investors in the fund	308
The date the fund started	28 July 2016

## What are the risks of investing?

Risk indicator for the AMP International Shares Fund<sup>1</sup>:



The risk indicator is rated from 1 (low) to 7 (high). The rating reflects how much the value of the fund’s assets goes up and down. A higher risk generally means higher potential returns over time, but more ups and downs along the way.

To help you clarify your own attitude to risk, you can seek financial advice or work out your risk profile at [today.amp.co.nz/risk-profile-calculator](http://today.amp.co.nz/risk-profile-calculator).

Note that even the lowest category does not mean a risk-free investment, and there are other risks that are not captured by this rating.

This risk indicator is not a guarantee of a fund’s future performance. The risk indicator is based on the returns data for the past 5 years. While risk indicators are usually relatively stable, they do shift from time to time. The risk indicator will continue to be updated in future fund updates.

### Specific risk

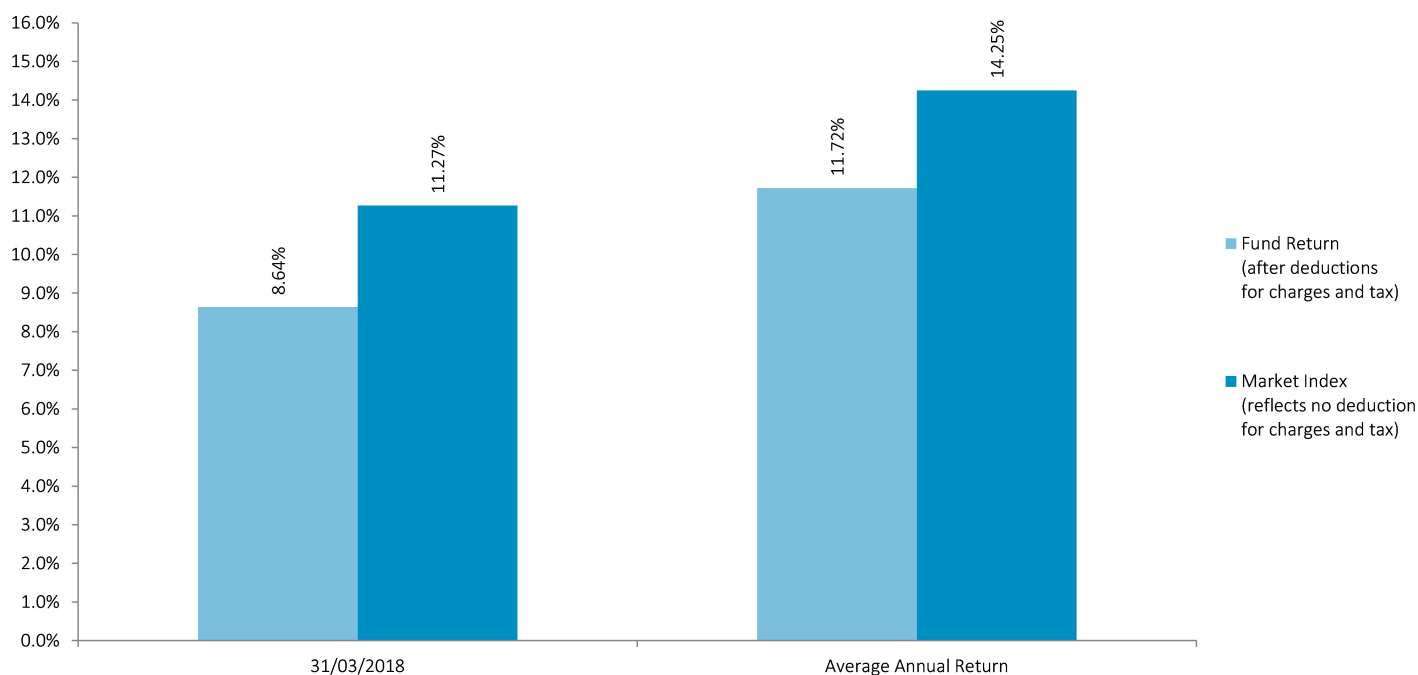
In addition to the general investment risks, you should be aware this fund is concentrated in a particular asset class and not diversified across multiple asset classes. At any given point, market conditions that cause one asset class to perform well may cause another asset class to perform poorly. This could result in negative or lower than expected returns compared to a fund which is diversified across multiple asset classes.

## How has the fund performed?

	Past year
Annual return (after deductions for charges and tax)	8.64%
Annual return (after deductions for charges but before tax)	9.81%
Market index annual return (reflects no deduction for charges and tax)	11.27%

The market index annual return is based on the MSCI World ex Tobacco Net Index (60% hedged to NZD). Additional information about the market index is available on the offer register at [disclose-register.companiesoffice.govt.nz](http://disclose-register.companiesoffice.govt.nz). Index disclaimers can be found on the AMP website at [amp.co.nz/indexdisclaimers](http://amp.co.nz/indexdisclaimers).

## Annual return graph



This shows the return after fund charges and tax for each year ending 31 March since the fund started. The last bar shows the average annual return since the fund started, up to 31 March 2018.

**Important:** This does not tell you how the fund will perform in the future.

Returns in this update are after tax at the highest prescribed investor rate (PIR) of tax for an individual New Zealand resident. Your tax may be lower.

## What fees are investors charged?

Investors in the AMP International Shares Fund are charged fund charges. Our estimate of the fund charges as at 31 March 2018 are:

	% of net asset value
<b>Total fund charges (estimated)<sup>2</sup></b>	1.52%
Which are made up of -	
<b>Total management and administration charges (estimated)<sup>2</sup></b>	1.52%
Including -	
Manager's basic fee	1.03%
Other management and administration charges	0.49%
<b>Total performance-based fees</b>	0.00%
<b>Other charges</b>	<b>Dollar amount per investor or description of how charge is calculated</b>
Member fee	\$23.40

Different administration or member fees may apply to some members. Any different fees will be set out in the Member Booklet or supplement, if applicable, which you can request from your Adviser.

Investors may also be charged individual action fees for specific actions or decisions (for example, for withdrawing from or switching funds). See the 'fees and other charges' document on the entry relating to the offer of interests in the AMP KiwiSaver Scheme maintained on the offer register ([disclose-register.companiesoffice.govt.nz](http://disclose-register.companiesoffice.govt.nz)) for more information about those fees.

Small differences in fees and charges can have a big impact on your investment over the long term.

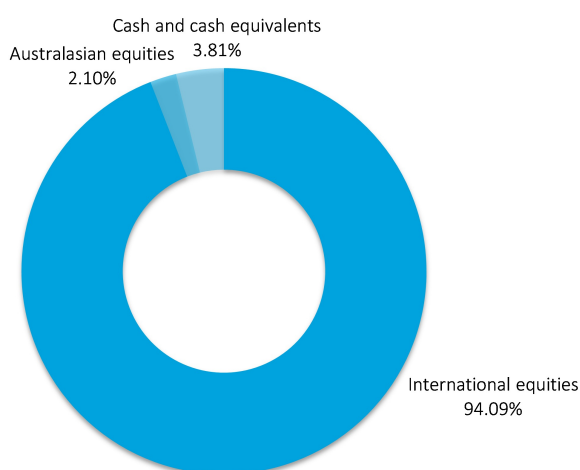
## Example of how this applies to an investor

Craig had \$10,000 in the fund at the start of the year and did not make any further contributions. At the end of the year, Craig received a return after fund charges were deducted of \$864.00 (that is 8.64% of his initial \$10,000). Craig also paid \$23.40 in other charges. This gives Craig a total return after tax of \$840.60 for the year.

## What does the fund invest in?

### Actual investment mix<sup>3</sup>

This shows the types of assets that the fund invests in.



### Target investment mix

This shows the mix of assets that the fund generally intends to invest in.

Asset Type	Allocation
Cash and cash equivalents	0.00%
New Zealand fixed interest	0.00%
International fixed interest	0.00%
Australasian equities	0.00%
International equities	100.00%
Listed property	0.00%
Unlisted property	0.00%
Commodities	0.00%
Other	0.00%

### Top 10 investments<sup>3</sup>

Name	Percentage of fund net assets	Asset Type	Country	Credit rating (if applicable)
1 Orbis Global Equity LE Fund	9.92%	International equities	Australia	N/A
2 Apple Inc	1.77%	International equities	United States	N/A
3 Henderson Global Equity Multi Strategy Fund	1.56%	International equities	United States	N/A
4 Microsoft Corp	1.38%	International equities	United States	N/A
5 Amazon.com Inc	1.17%	International equities	United States	N/A
6 JPMorgan Chase & Co	0.83%	International equities	United States	N/A
7 Facebook Inc	0.82%	International equities	United States	N/A
8 Johnson & Johnson	0.79%	International equities	United States	N/A
9 Alphabet Inc (Class C)	0.66%	International equities	United States	N/A
10 Alphabet Inc (Class A)	0.63%	International equities	United States	N/A

The top 10 investments make up 19.53% of the fund.

## Currency hedging

The Fund will (or will invest in underlying funds that will) hedge approximately 60% of foreign currency exposure back to New Zealand dollars with a range of 0% - 100%.

## Key personnel

Name	Current position	Time in current position	Other current position	Time in other current position
Elaine Jennifer Campbell	Investment Committee Member	2 years and 8 months	General Counsel, AMP Financial Services	2 years and 11 months
Simon John Hoole	Investment Committee Member	1 year and 2 months	Chief Financial Officer, AMP Financial Services	4 years and 3 months
Therese Mary Singleton	Investment Committee Member	3 years and 2 months	General Manager, Advice & Sales, AMP Financial Services	1 year and 3 months
Blair Robert Vernon	Investment Committee Member	6 years and 9 months	Managing Director, AMP Financial Services	1 year and 3 months

## Further information

You can also obtain this information, the PDS for the AMP KiwiSaver Scheme, and some additional information from the offer register at [disclose-register.companiesoffice.govt.nz](https://disclose-register.companiesoffice.govt.nz). The information in this fund update forms part of the PDS for the AMP KiwiSaver Scheme.

## Notes

- 1 As the fund started on the date above, actual returns for the last five years are not available. To calculate the risk indicator for the five year period up to the date of this fund update a combination of market index returns, underlying fund returns and actual returns have been used where relevant. We consider this to be the most accurate way to calculate returns and as a result of this calculation, the risk indicator may provide a less reliable indicator of the potential future volatility of the fund.
- 2 As the fund started on the date above, historic information for the most recent scheme year is not available. The total fund charges shown include our best estimates of the amount of costs and expenses that will be charged to the fund based on forecasts from both the manager and underlying fund managers.
- 3 The actual investment mix and top ten investments have been calculated excluding cash and cash equivalents held for operational purposes.

Phone 0800 267 5494  
Email [kiwisaver@amp.co.nz](mailto:kiwisaver@amp.co.nz)  
Web [amp.co.nz](http://amp.co.nz)

Follow Us On



Want to know more?

For more information about the Scheme, please visit [amp.co.nz/kiwisaver](http://amp.co.nz/kiwisaver), contact us on 0800 AMP KIWI (0800 267 5494) or talk to your Adviser today. A disclosure statement is available from your Adviser on request and free of charge.