



Fund Update

for the quarter ended 31 December 2025

This fund update was first made publicly available on 12 February 2026

What is the purpose of this update?

This document tells you how the AMP Conservative Managed Fund has performed and what fees are charged. The document will help you to compare the fund with other funds. AMP Wealth Management New Zealand Limited prepared this update in accordance with the Financial Markets Conduct Act 2013. This information is not audited and may be updated.

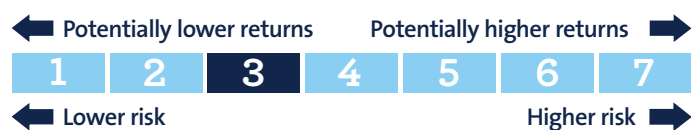
Description of this fund

The fund has a well-diversified portfolio that primarily invests in lower-risk income assets with a conservative allocation to growth assets. The fund aims to achieve modest to medium returns, in exchange there may be small movements up and down in the value of your investments.

Total value of the fund	\$10,878,865
The date the fund started	18 May 2022

What are the risks of investing?

Risk indicator for the AMP Conservative Managed Fund¹:



The risk indicator is rated from 1 (low) to 7 (high). The rating reflects how much the value of the fund's assets goes up and down. A higher risk generally means higher potential returns over time, but more ups and downs along the way.

To help you clarify your own attitude to risk, you can seek financial advice or work out your risk profile at sorted.org.nz/tools/investor-profiler.

Note that even the lowest category does not mean a risk-free investment, and there are other risks that are not captured by this rating.

This risk indicator is not a guarantee of a fund's future performance. The risk indicator is based on the returns data for the past 5 years. While risk indicators are usually relatively stable, they do shift from time to time. The risk indicator will continue to be updated in future fund updates.

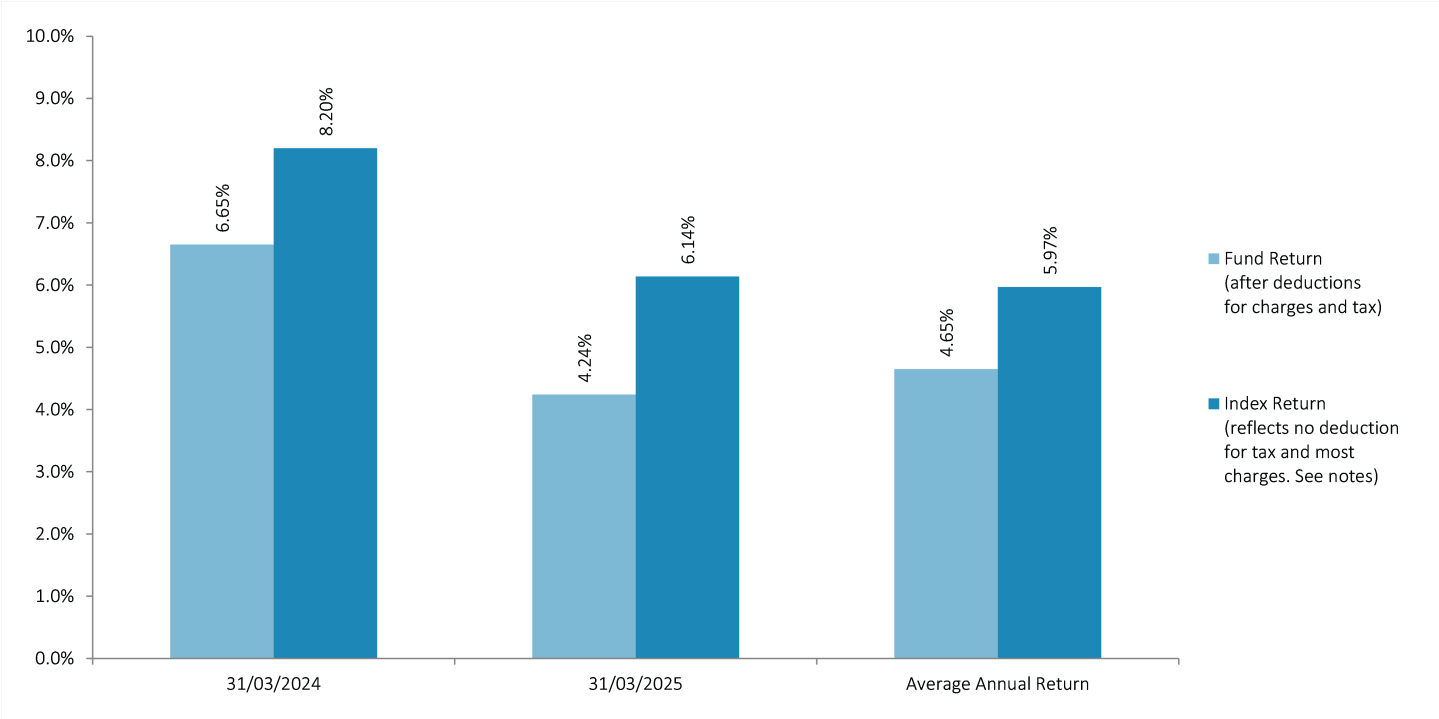
See the product disclosure statement (PDS) for more information about the risks associated with investing in this fund.

How has the fund performed?

	Past year
Annual return (after deductions for charges and tax)	5.02%
Annual return (after deductions for charges but before tax)	6.14%
Market index annual return (reflects no deduction for charges and tax)	6.90%

The market index annual return is based on a composite index, calculated using the target investment mix weightings of the underlying market indices that the fund invests into. Additional information about the market index is available on the offer register at disclose-register.companiesoffice.govt.nz. Index disclaimers can be found on the AMP website at amp.co.nz/indexdisclaimers.

Annual return graph



This shows the return after fund charges and tax for each year ending 31 March since the fund started. The last bar shows the average annual return since the fund started, up to 31 December 2025.

Important: This does not tell you how the fund will perform in the future.

Returns in this update are after tax at the highest prescribed investor rate (PIR) of tax for an individual New Zealand resident. Your tax may be lower.

What fees are investors charged?

Investors in the AMP Conservative Managed Fund are charged fund charges. In the year to 31 March 2025 these were:

% of net asset value	
Total fund charges (estimated) ²	0.80%
Which are made up of -	
Total management and administration charges (estimated)	0.80%
Including -	
Manager's basic fee	0.75%
Other management and administration charges (estimated) ³	0.05%
Total performance-based fees	0.00%
Dollar amount per investor or description of how charge is calculated	
Other charges	
NIL	

Investors may also be charged individual action fees for specific actions or decisions (for example, for withdrawing from or switching funds). See the 'Other Material Information' document on the entry relating to the offer of interests in the AMP Managed Funds maintained on the offer register (disclose-register.companiesoffice.govt.nz) for more information about those fees.

Small differences in fees and charges can have a big impact on your investment over the long term.

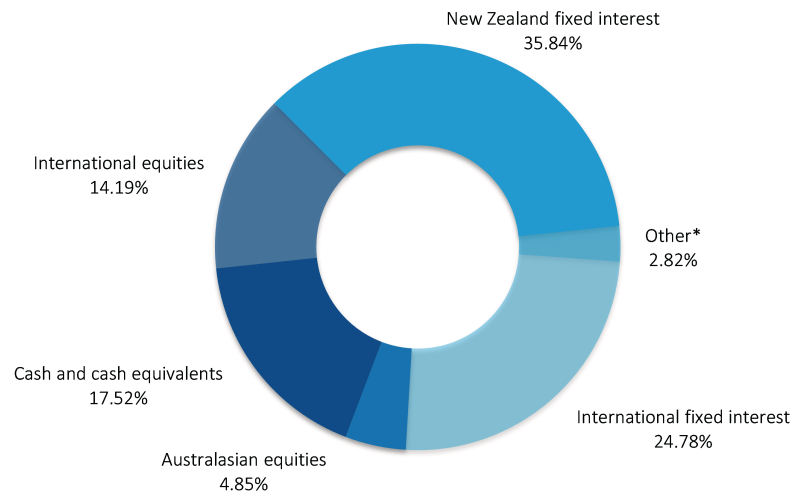
Example of how this applies to an investor

Craig had \$10,000 in the fund at the start of the year and did not make any further contributions. At the end of the year, Craig received a return after fund charges were deducted of \$502.00 (that is 5.02% of his initial \$10,000). Craig also paid \$0.00 in other charges. This gives Craig a total return after tax of \$502.00 for the year.

What does the fund invest in?

Actual investment mix⁴

This shows the types of assets that the fund invests in.



Target investment mix

This shows the mix of assets that the fund generally intends to invest in.

Asset Type	Allocation
Cash and cash equivalents	16.50%
New Zealand fixed interest	36.50%
International fixed interest	25.00%
Australasian equities	4.00%
International equities	13.00%
Listed property	0.00%
Unlisted property	0.00%
Commodities	0.00%
Other*	5.00%

*Other includes direct and listed infrastructure assets.

Top 10 investments⁴

Name	Percentage of fund net assets	Asset Type	Country	Credit rating (if applicable)
1 New Zealand Government Bond - maturing 20 Apr 2029	2.29%	New Zealand fixed interest	New Zealand	Aaa
2 New Zealand Government Inflation Linked Bond - maturing 20 Sep 2035	2.29%	New Zealand fixed interest	New Zealand	Aaa
3 New Zealand Government Bond - maturing 15 May 2030	1.91%	New Zealand fixed interest	New Zealand	Aaa
4 New Zealand Government Bond - maturing 15 Apr 2027	1.89%	New Zealand fixed interest	New Zealand	Aaa
5 Bank of New Zealand - maturing 05 Jan 2026	1.74%	Cash and cash equivalents	New Zealand	P-1
6 New Zealand Government Bond - maturing 15 May 2031	1.54%	New Zealand fixed interest	New Zealand	Aaa
7 New Zealand Government Inflation Linked Bond - maturing 20 Sep 2040	1.54%	New Zealand fixed interest	New Zealand	Aaa
8 New Zealand Government Bond - maturing 15 May 2028	1.53%	New Zealand fixed interest	New Zealand	Aaa
9 New Zealand Government Inflation Linked Bond - maturing 20 Sep 2030	1.53%	New Zealand fixed interest	New Zealand	Aaa
10 New Zealand Government Bond - maturing 15 May 2034	1.51%	New Zealand fixed interest	New Zealand	Aaa

The top 10 investments make up 17.77% of the fund.

Currency hedging

The fund will (or will invest in underlying funds that will) target:

- fully hedging foreign currency exposure from International fixed interest and Australasian equities;
 - hedging foreign currency exposure from International equities – Developed markets at 60% hedged to New Zealand dollars; and
 - not hedging foreign currency exposure from International equities – Emerging markets.
- a range of foreign currency hedging may be used at the discretion of the Manager - Other - Direct infrastructure.

Key personnel

This shows the directors and employees who have the most impact on the investment decisions of the fund.

Name	Current position	Time in current position	Other current position	Time in other current position
Jeff Ruscoe	Investment Committee, Member (Chairman)	6 years and 9 months	Managing Director, AMP Wealth Management New Zealand	3 years and 8 months
Mark Ennis	Investment Committee, Member	5 years and 5 months	Managing Director, AdviceFirst Limited	5 years and 10 months
Aaron Klee	Investment Committee, Member	1 year and 0 months	GM, Investment Management and Services	3 years and 4 months
Craig Stobo	Investment Committee, Independent Member	2 years and 2 months	Chairman, Financial Markets Authority	1 year and 7 months

Further information

You can also obtain this information, the PDS for the AMP Managed Funds, and some additional information from the offer register at disclose-register.companiesoffice.govt.nz.

Notes

- 1 As the fund started on 18 May 2022, actual returns for the last five years are not available. To calculate the risk indicator for the five year period up to the date of this fund update, a combination of market index returns and actual fund returns have been used where relevant. We consider this to be the most appropriate way to calculate the risk indicator, but as a result of this calculation, the risk indicator may provide a less reliable indicator of the potential future volatility of the fund than it would if actual returns for the last five years were able to be used.
- 2 The total fund charges are inclusive of any applicable GST.
- 3 The other management and administration charges include estimates of underlying fund charges provided by underlying fund managers.
- 4 The actual investment mix and top ten investments have been calculated excluding cash and cash equivalents held for operational purposes.

Phone 0800 267 001
Email investments@amp.co.nz
Web amp.co.nz

Follow Us On



Want to know more?

For more information about the Scheme, please visit amp.co.nz/investments/managed-funds, contact us on 0800 267 001 or talk to your Adviser today.